

Power Amplifier

PRODUCT DATASHEET

RFPA06_EV1

Features:

- RF Frequency: 2-6 GHz
- Small signal gain: 23 dB
- Output P1dB : 25 dBm
- DC drain bias voltage: 5 V
- DC gate bias voltage: - 0.5 V
- DC supply current: 210 mA
- 0.1um GaAs pHEMT Technology
- Die Size : 0.9 mm * 2.6 mm

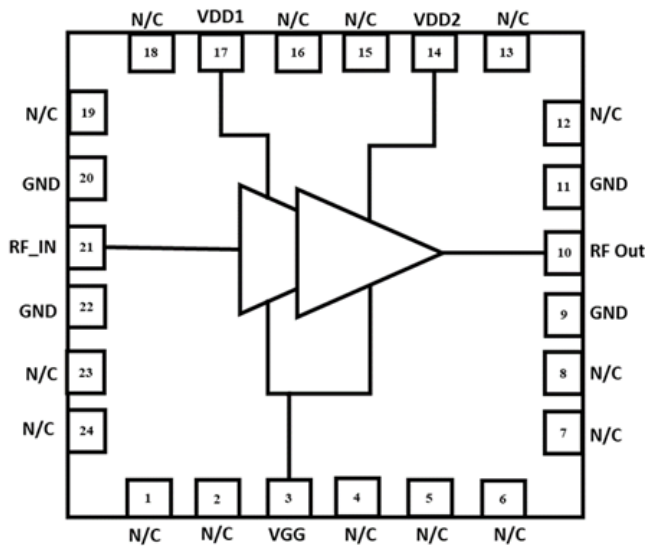
Applications:

- Satellite communication
- Radar systems
- Bluetooth and ISM band applications
- Test and measurement systems

Deliverables:

- Sample Ready Die
- Test Results

Functional Block Diagram



Pin Configuration

Pin No.	Pin Name	Description
1,2,4,5,6,7,8,12,13,15,16,18,19,23,24	N/C	Not Connected
9,11,20,22	GND	Ground
14	VDD1	Drain Bias Voltage 1
17	VDD2	Drain Bias Voltage 2
3	VGG1	Gate Bias Voltage
10	RF-IN	RF Input
21	RF-OUT	RF Output

Description:

RFPA06 is a two-stage power amplifier operating from 2-6 GHz, designed to deliver output power for RF transmit applications. Based on EVB measurements, the amplifier provides approximately 23 dB of small-signal gain across the operating band.

The input and output are internally matched to 50 ohms and incorporate on-chip DC blocking capacitors, with minimal external components required for optimal performance.

The device is suitable for applications in the 2-6 GHz frequency range, including Bluetooth, Zigbee, WiFi, IoT, and SATCOM systems.

The power amplifier is designed using a 0.1 μm GaAs pHEMT process.

SM Technologies confidential property not to be copied or disclosed without prior authorization.

Power Amplifier



PRODUCT DATASHEET

RFPA06_EV1

Electrical Specification:

Freq= 2 - 6 GHz, VDD1=VDD2= 5 V, VGG1= - 0.5 V, ID= 210 mA, Zo=50 Ω

Parameters	Test Condition	Units	Typ
Gain	2 GHz	dB	15.5
	4 GHz		23
	6 GHz		21.9
Output P1 dB	4 GHz	dBm	
	4.5 GHz		25
OIP3 Pin = -11 dBm Δf = 50MHz	2 GHz	dBm	
	4 GHz		38
	6 GHz		
Input Return Loss	2 GHz	dB	12
	4 GHz		16
	6 GHz		11
Output Return Loss	2 GHz	dB	6
	4 GHz		11.5
	6 GHz		6
Operating Bias Conditions			
Drain Current (Id)	-	mA	210
Drain Voltage (VDD)	-	V	5
Gate Voltage (VGG)	-	V	-0.5

SM Technologies confidential property not to be copied or disclosed without prior authorization.

www.smtechnologiess.co.in

MAY 2026

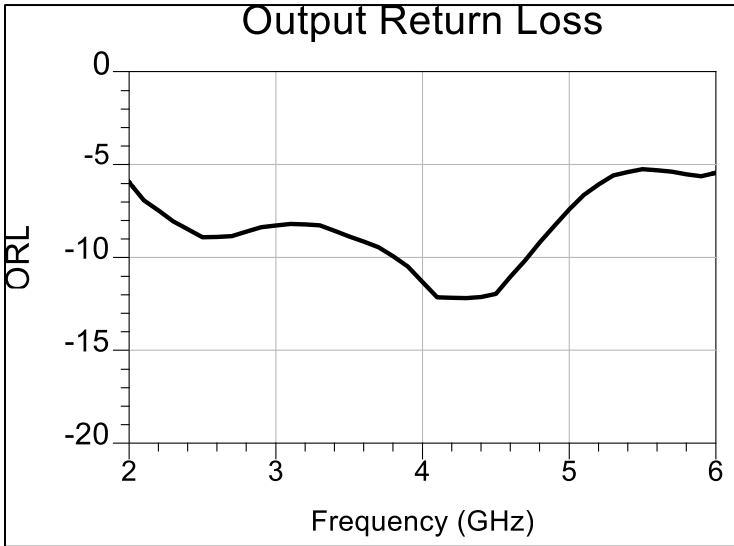
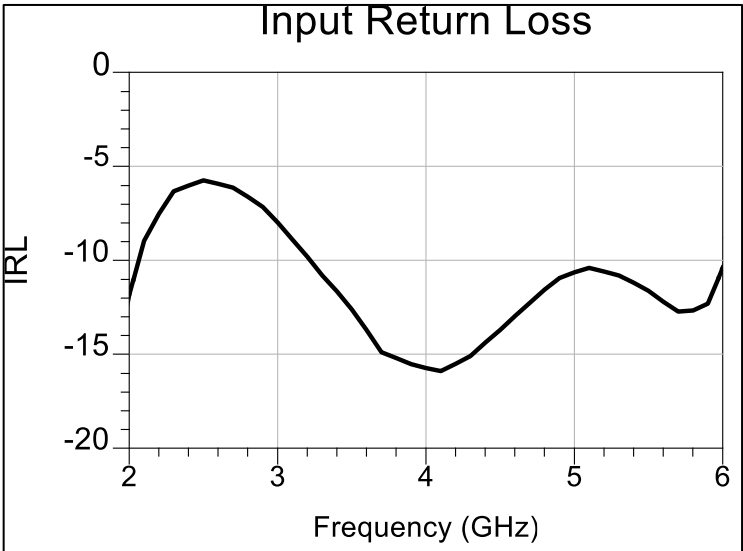
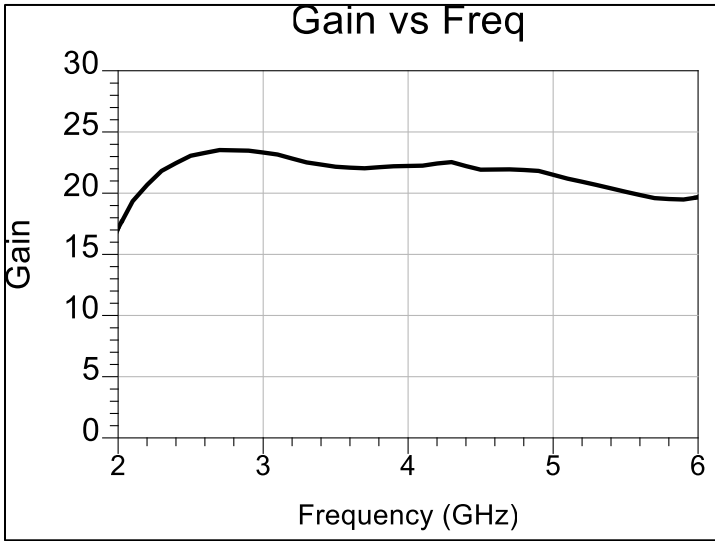
Power Amplifier

PRODUCT DATASHEET

RFPA06_EV1

EVB Measured Results

Small Signal Analysis:



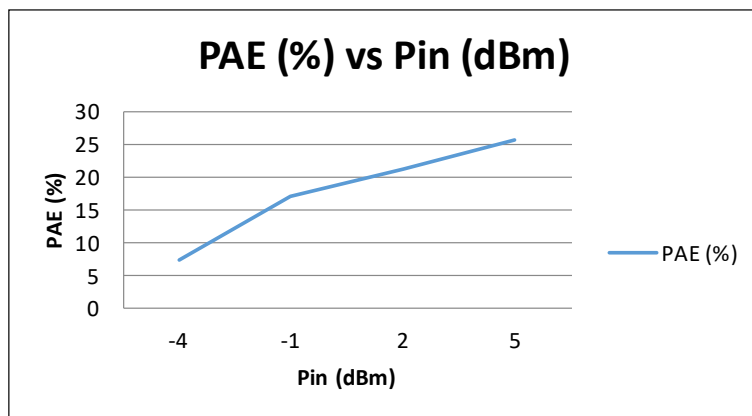
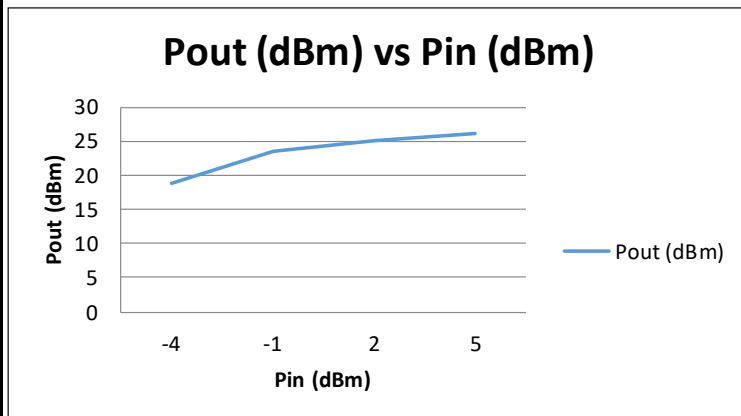
Power Amplifier

PRODUCT DATASHEET

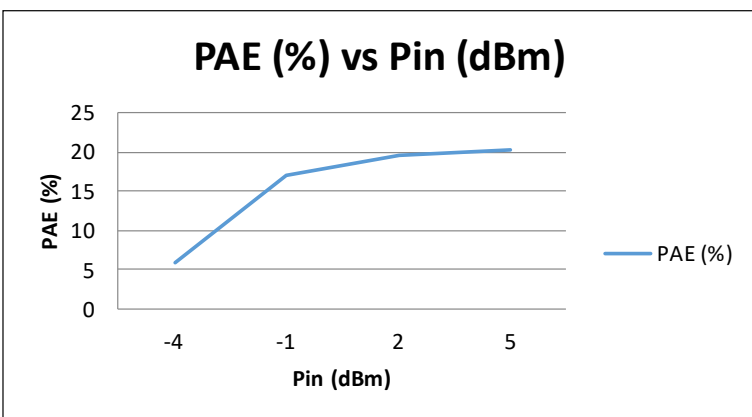
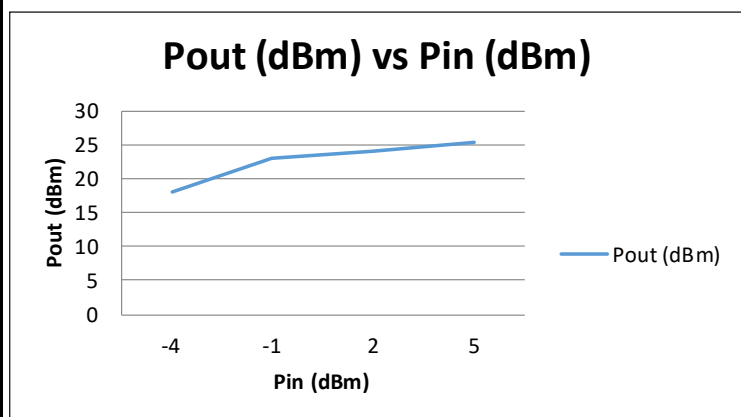
RFPA06_EV1

Large Signal Analysis:

Testing Frequency: 4 GHz

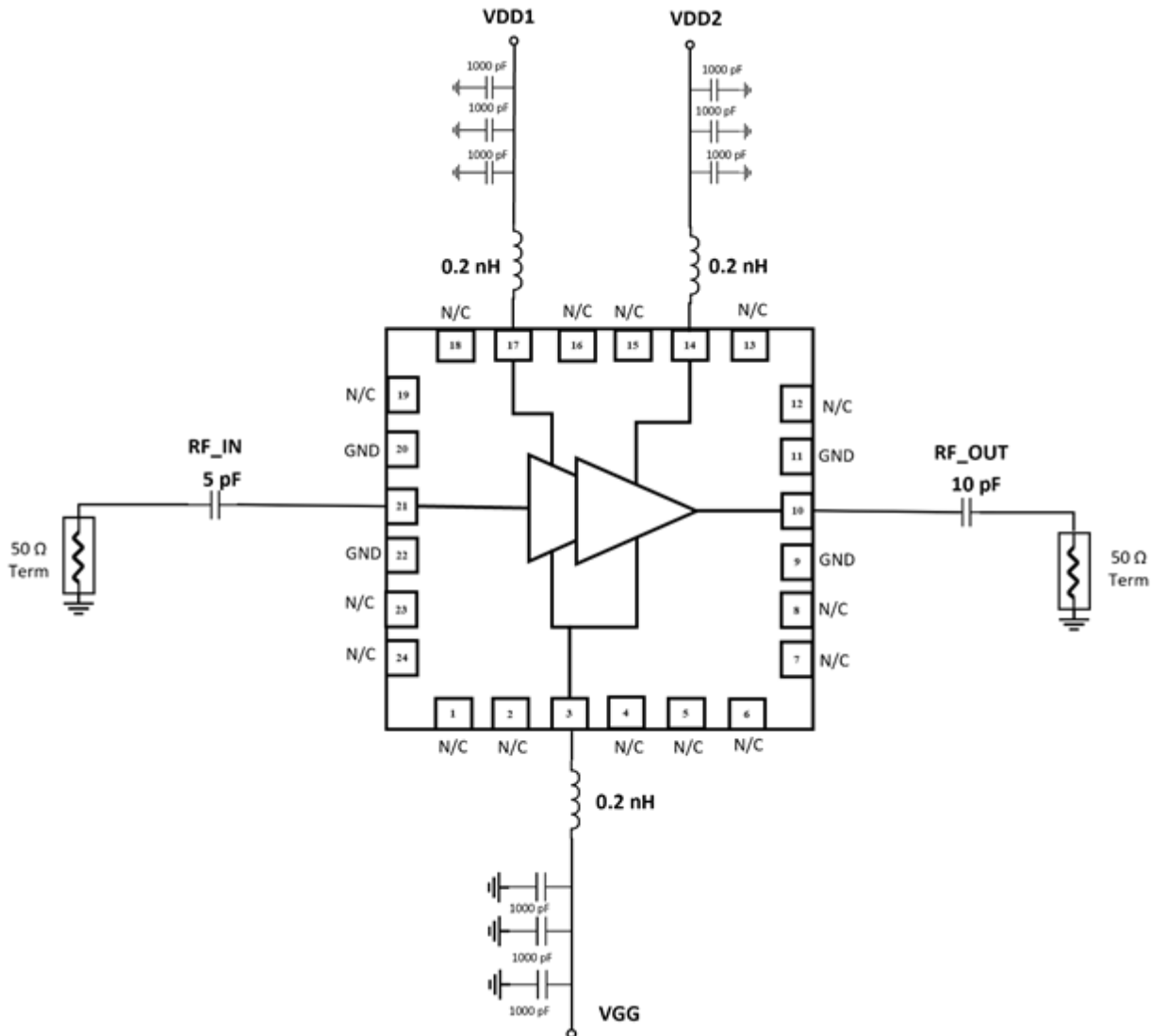


Testing Frequency: 4.5 GHz



Power Amplifier

Application Diagram:



Disclaimer:

Information in this document is provided in connection with S M Technologies Pvt. Ltd. products. These materials are provided by S M Technologies Pvt. Ltd. as a service to its customers and may be used for informational purposes only. Except as provided in S M Technologies Pvt. Ltd. Terms and Conditions of Sale for such products or in any separate agreement related to this document, S M Technologies Pvt. Ltd. assumes no liability whatsoever. S M Technologies Pvt. Ltd. assumes no responsibility for errors or omissions in these materials. S M Technologies Pvt. Ltd. may make changes to specifications and product descriptions at any time, without notice. S M Technologies Pvt. Ltd. does not commit to update the information and shall have no responsibility whatsoever for conflicts or incompatibilities arising from future changes to its specifications and product descriptions. No license, express or implied, by estoppel or otherwise, to any intellectual property rights is granted by this document.

Contact information

For the latest specifications, additional product information:

Web: www.smtechnologies.co.in

Email: sales@smtechnologies.co.in

Tel: (+1) 840 356 8957, (+91) 90220 78131, (+91) 84858 41789