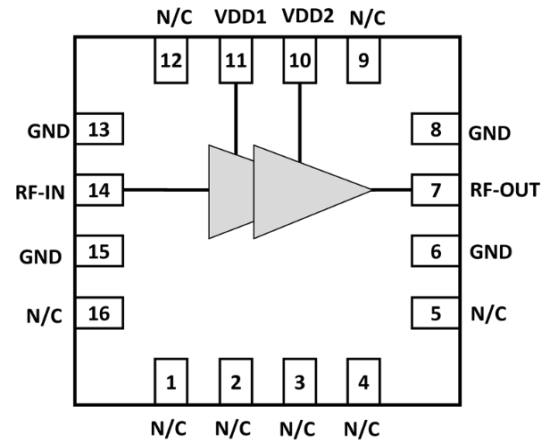


Features:

- RF Frequency: 8 – 12 GHz
- Small signal gain: 15.05 dB
- Noise Figure: 2.35 dB
- Output P1dB: 5.41 dBm
- Saturated Output Power: 10.02 dBm
- DC drain bias voltage: 4 V
- DC supply current: 150 mA
- 0.1um GaAs pHEMT Technology
- Die Size: 1.15 mm * 1.02 mm

Functional Block Diagram



Description:

RFLN12S is a Two-stage self-biased Low Noise Amplifier that operates from 8 - 12 GHz and it is used to drive the high-power amplifier. The amplifier provides 15.05 dB of small signal gain, and the input and output are matched to 50 ohms with an off-chip Matching Network.

The device is specifically designed for use at 8-12 GHz frequency in fixed wireless broadband, microwave links, Wi-Fi, IoT, and SATCOM, Radar Systems applications.

The Technology used to design LNA is 0.1um GaAs pHEMT Process.

Pin Configuration

Pin No.	Pin Name	Description
6,8,13,15	GND	Ground
11	VDD1	Drain Bias Voltage 1
10	VDD2	Drain Bias Voltage 2
14	RF-IN	RF Input
7	RF-OUT	RF Output
1,2,3,4,5,9,12,16	N/C	Not Connected

Applications:

- Fixed Wireless Broadband
- Microwave Links
- SATCOM
- IoT
- Wi-Fi
- Radar Systems

Deliverables:

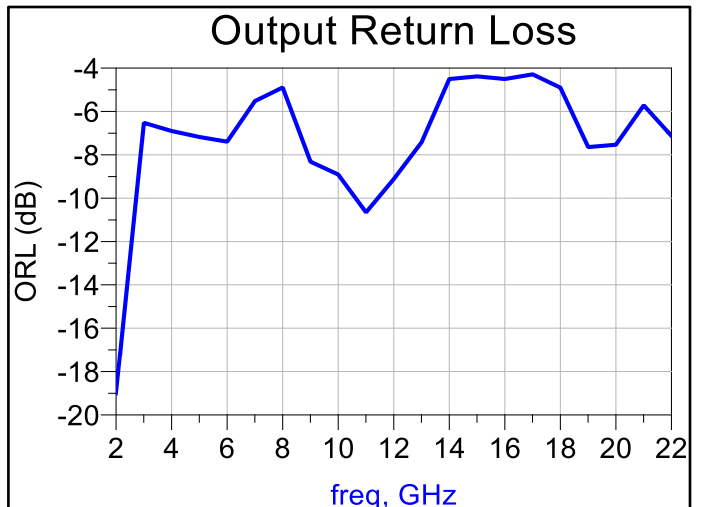
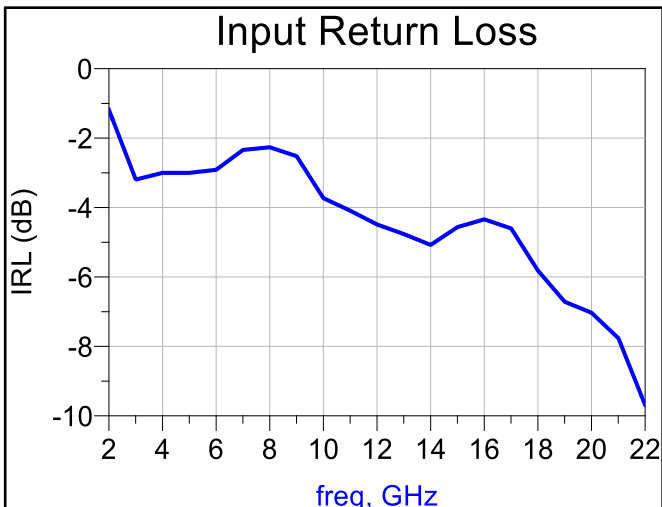
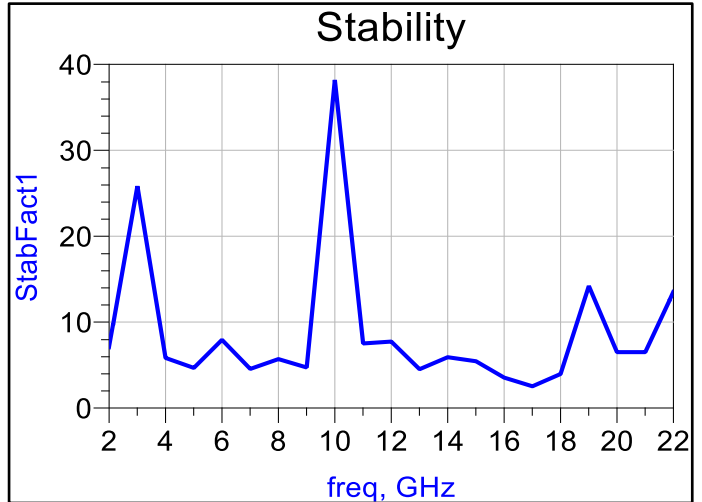
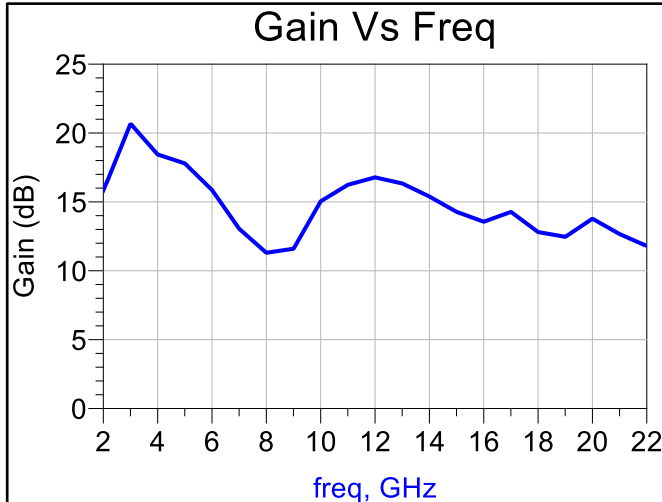
- Packaged ready Die
- Test Results
- Product Datasheet

Electrical Specification:

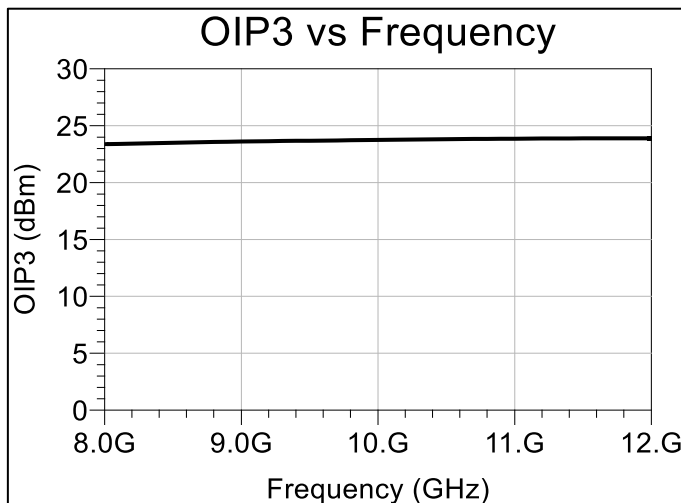
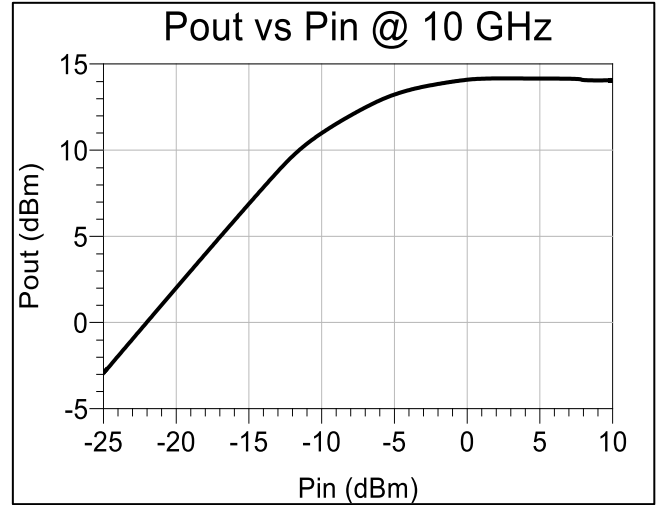
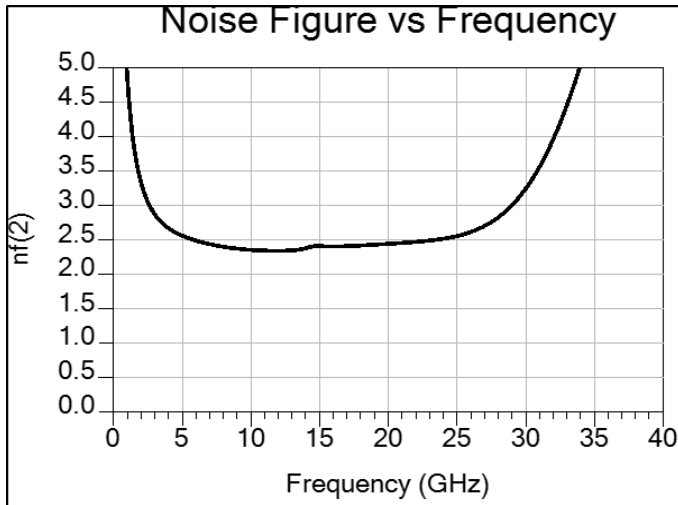
Freq= 2 -22 GHz, VDD1=VDD2= 4V, ID= 150 mA, Zo=50 Ω

Parameters	Test Condition	Units	Typ
Gain	2 GHz	dB	16
	10 GHz		15.05
	22 GHz		12
Output P1 dB	2 GHz	dBm	-
	10 GHz		10.9
	22 GHz		-
OIP3 Pin= 1 dBm Δf = 50MHz	2 GHz	dBm	-
	10 GHz		23.7
	22 GHz		-
Noise Figure	2 GHz	dB	-
	10 GHz		1.77
	22 GHz		-
Input Return Loss	2 GHz	dB	1.19
	10 GHz		4.49
	22 GHz		9.69
Output Return Loss	2 GHz	dB	19.01
	10 GHz		9.12
	22 GHz		7.13
Operating Bias Conditions			
Drain Current (Id)	-	mA	150
Drain Voltage (VDD)	-	V	4

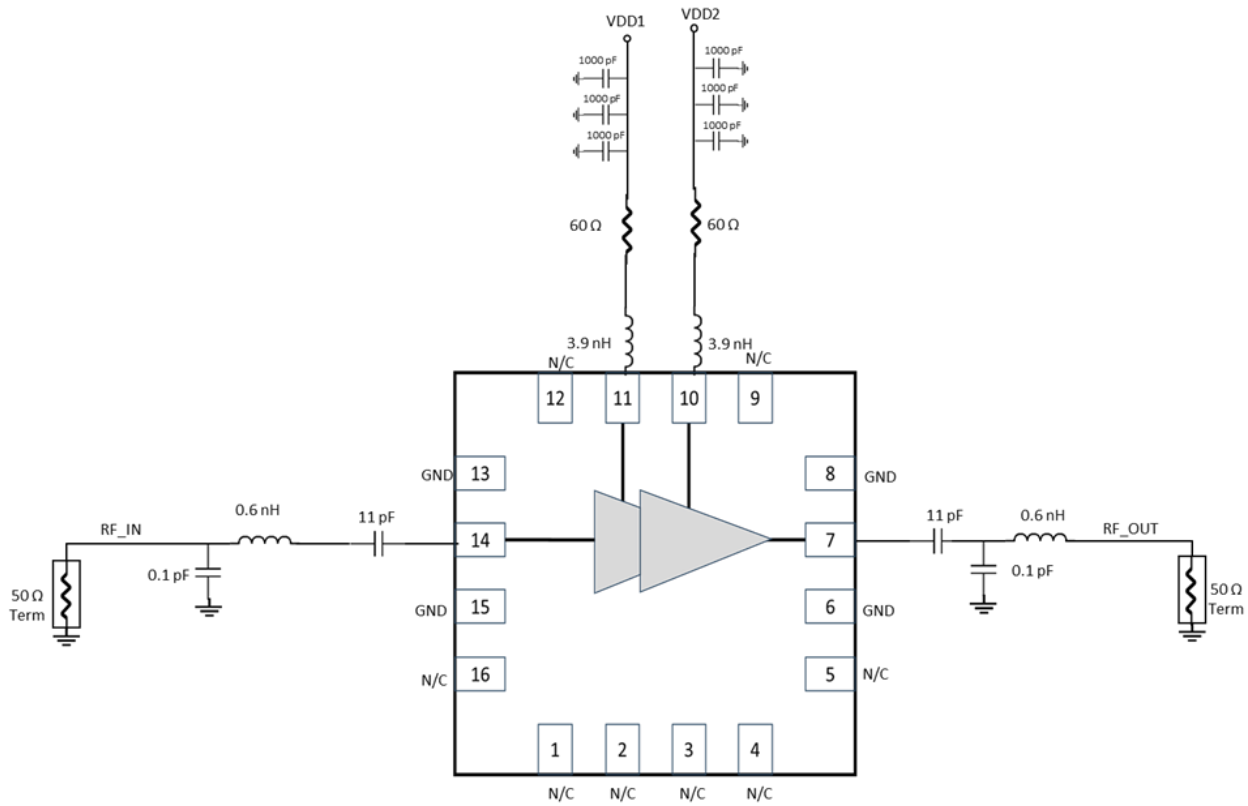
On Wafer Testing Performance Curves:



Typical Performance Curves:



Application Diagram:



Disclaimer:

Information in this document is provided in connection with Millimeter Chips Pvt. Ltd. products. These materials are provided by Millimeter Chips Pvt. Ltd. as a service to its customers and may be used for informational purposes only. Except as provided in Millimeter Chips Pvt. Ltd. Terms and Conditions of Sale for such products or in any separate agreement related to this document, Millimeter Chips Pvt. Ltd. assumes no liability whatsoever. Millimeter Chips Pvt. Ltd. assumes no responsibility for errors or omissions in these materials. Millimeter Chips Pvt. Ltd. may make changes to specifications and product descriptions at any time, without notice. Millimeter Chips Pvt. Ltd. makes no commitment to update the information and shall have no responsibility whatsoever for conflicts or incompatibilities arising from future changes to its specifications and product descriptions. No license, express or implied, by estoppels or otherwise, to any intellectual property rights is granted by this document.

Contact information:

For the latest specifications, additional product information:

Web: www.millimeterchips.co.in

Email: smoghe@rficsolutions.com

Tel: USA - (+1) 840 356 8957,

IND - (+91)9022078131, (+91)8485841789